

Superior vinyl
Durability
Freedom from wear
Heat/cold resistance
Highest consumer
satisfaction

THE
ENERGY KING
PATIO DOOR Collection
BETTER IN SO MANY WAYS

Victorian
Patio Door Series




Features



The **Victorian Patio Door Performance Series** is manufactured from the most advanced vinyl.

A high-grade resin recipe unmatched for strength and freedom from wear. Offering beauty and performance, it will not rot, rust, pit or blister over long periods of time.

Our multi-chambered, all-vinyl frame is durable and easy to install. Maximized strength withstands high winds and provides superior air tightness.



Elite Handle

Elite handles are furnished with the door.



Vinyl Frame

- 5⁷/₈" mechanically fastened vinyl frame
- Components easily installed and replaceable
- 3 weather seals
- Anodized screen track/stainless steel roller track
- 8 degree sill slope for optimal drainage

Durable Sash

- Reinforced with steel to withstand high wind loads
- Double perimeter seal for superior air-tightness
- Doors are easily and completely reversible
- Adjustable tandem ball-bearing rollers
- 1" sealed units for optimal thermal performance

Glazing

Enhancing the outstanding thermal efficiency is the 1" high-performance glazing found in **Low-E** glass and **Super Spacer®** technology.



Optional Casing & Jamb Extensions

- 1¹/₄", 2", or 3³/₈" jamb extensions
- Exterior Brick mold

Optional Transoms

Frame your patio door in outdoor light with a transom. The frame is made of PVC, and is virtually maintenance-free.



Optional Security Locks



Two Position Kick Locks mount on the bottom of the operating door. Used as secondary lock.

Optional Exterior Colors

Energy King patio doors boast a wide range of exterior color options that feature a durable finish that is also UV stable.

	Black		Chestnut Bronze
	Claystone		Commercial Brown
	Driftwood		French Vanilla
	Pebble		Sable
	Sandalwood		Smoke Grey



Optional Internal Mini-Blinds

- Fingertip operation
- No external cords
- No dusting
- Low-E glass

Maximum visibility to complete privacy at the tip of a finger. The lever raises, lowers or tilts the blinds sealed between the insulated glass to ensure a smooth maintenance-free operation.

Raise and lower operation lever

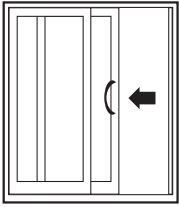
Optional Decorative Grids

Internal grids are available in several design styles with colors that include **Flat Grids** in two-tone. **Contour Grids** are available in white.

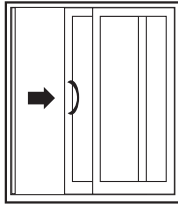


Specifications

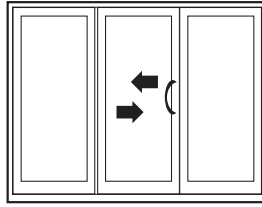
Dimensions Door/Panel Configurations, Call Sizes, Finished Sizes, and Rough Opening Sizes (Exterior View)



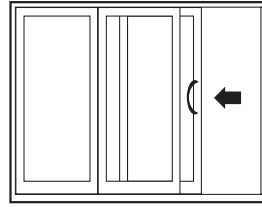
OX-Slide left



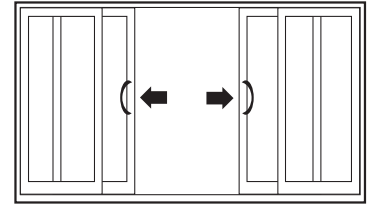
XO-Slide Right



OXO-Slide R to L or
OZO-Slide L to R



XOO-Slide R or OOX Slide L



OXXO-Slide R and Slide L from Centre

Two Panel Doors			Three Panel Doors			FOUR PANEL DOORS		
Call Size	Finished Unit Size*	Rough Opening Size	Call Size	Finished Unit Size	Rough Opening Size	Call Size	Finished Unit Size	Rough Opening Size
5'0" x 6'8"	59 1/2" x 79 1/2"	60" x 80"	7'0" x 6'8"	88 3/4" x 79 1/2"	89 1/4" x 80"	10'0" x 6'8"	117 1/8" x 79 1/2"	117 3/4" x 80"
5'0" x 6'10"	59 1/2" x 81 1/2"	60" x 82"	7'0" x 6'10"	88 3/4" x 81 1/4"	89 1/4" x 82"	10'0" x 6'10"	117 1/8" x 81 1/2"	117 3/4" x 82"
5'0" x 8'0"	59 1/2" x 95 1/2"	60" x 96"	7'0" x 8'0"	88 3/4" x 95 1/2"	89 1/4" x 96"	10'0" x 8'0"	117 1/8" x 95 1/2"	117 3/4" x 96"
6'0" x 6'8"	71 1/2" x 79 1/2"	72" x 80"	9'0" x 6'8"	106 3/4" x 79 1/2"	107 1/4" x 80"	12'0" x 6'8"	141 1/8" x 79 1/2"	141 3/4" x 80"
6'0" x 6'10"	71 1/2" x 81 1/2"	72" x 82"	9'0" x 6'10"	106 3/4" x 81 1/4"	107 1/4" x 82"	12'0" x 6'10"	141 1/8" x 81 1/2"	141 3/4" x 82"
6'0" x 8'0"	71 1/2" x 95 1/2"	72" x 96"	9'0" x 8'0"	106 3/4" x 95 1/2"	107 1/4" x 96"	12'0" x 8'0"	141 1/8" x 95 1/2"	141 3/4" x 96"
8'0" x 6'8"	95 1/2" x 79 1/2"	96" x 80"	12'0" x 6'8"	142 3/4" x 79 1/2"	143 1/4" x 80"	16'0" x 6'8"	189 1/8" x 79 1/2"	189 3/4" x 80"
8'0" x 6'10"	95 1/2" x 81 1/2"	96" x 82"	12'0" x 6'10"	142 3/4" x 81 1/4"	143 1/4" x 82"	16'0" x 6'10"	189 1/8" x 81 1/2"	189 3/4" x 82"
8'0" x 8'0"	95 1/2" x 95 1/2"	96" x 96"	12'0" x 8'0"	142 3/4" x 95 1/2"	143 1/4" x 96"	16'0" x 8'0"	189 1/8" x 95 1/2"	189 3/4" x 96"

Performance Victorian Patio Doors meet standards AAMA/WDMA/CSA 101/1.S.2/A440-11 and CSA A440S1-09

Configuration	Performance Class and Grade	Air Leakage	Water Penetration Resistance	Design Pressure
OX / XO	LC-PG55	A3-0.2 L/s-m ²	400 Pa (8.4 psf)	±2640 Pa (±55 psf)
OX / XO	LC-PG35	A3-0.4 L/s-m ²	400 Pa (8.4 psf)	±1680 Pa (±35 psf)
OXO	R-PG50	A3-0.3 L/s-m ²	360 Pa (7.5 psf)	±2880 Pa (±60 psf)
OXO	LC-PG40	A3-0.3 L/s-m ²	360 Pa (7.5 psf)	±1920 Pa (±40 psf)
OXXO	LC-PG35	A3-0.5 L/s-m ²	260 Pa (5.4 psf)	±1680 Pa (±35 psf)

Distributed by:

THE ENERGY KING
PATIO DOOR COLLECTION



Our products meet the ENERGY STAR® program guidelines to help protect the environment through superior energy efficiency.