


THE ENERGY KING

VINYL • WINDOW • COLLECTION

NEW CONSTRUCTION
VINYL DOUBLE HUNG
WINDOWS

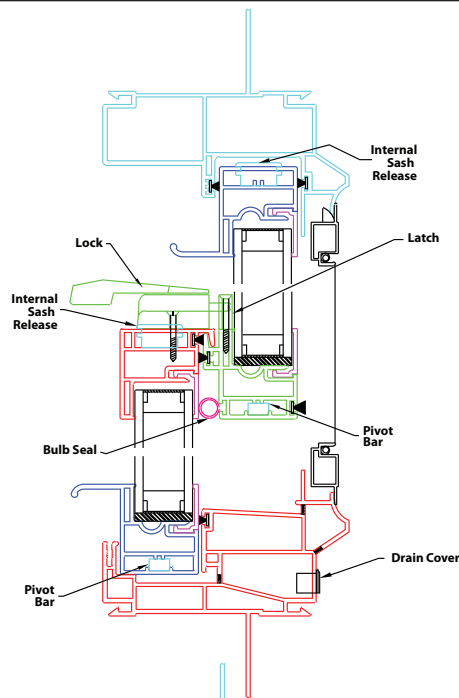


**MODEL 6000 ENERGY KING II
NEW CONSTRUCTION
VINYL DOUBLE HUNG**

SSB DUAL GLAZED

FEATURES

- 3 ¼ Fully Welded Frame
- Fully Welded Sash
- Constant Force Balance
- Top & Bottom Sash Tilt For Easy Cleaning
- 7/8" Insulated Glass
- Half Screen
- Low E And Argon Filled
- Integral Prepunched Nailing Fin



	U Value	SHGC	CR Value	Visual Transmission
No Grids	.30	.29	57	0.56
Grids	.30	.26	57	0.50

Test Size 44" x 66"
R25

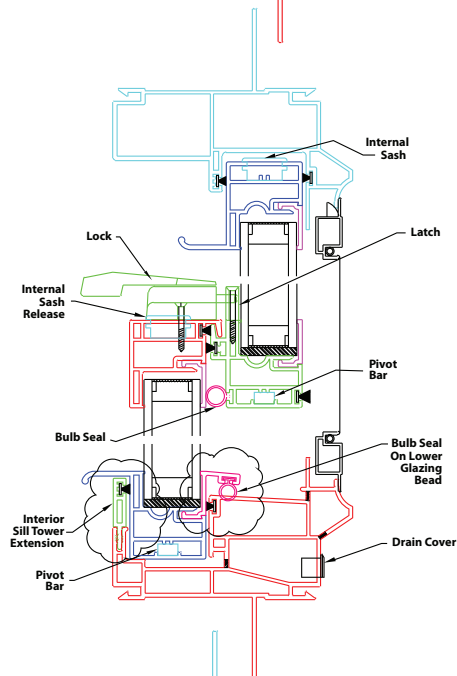
**MODEL 6100 ENERGY KING PLUS
NEW CONSTRUCTION VINYL
DOUBLE HUNG**

SSB DUAL GLAZED

(OPTIONAL SSB TRIPLE GLAZING)

FEATURES

- 3 ¼ Fully Welded Frame
- Fully Welded Sash
- Constant Force Balance
- Top & Bottom Sash Tilt For Easy Cleaning
- 7/8" Insulated Glass
- Half Screen
- Low E And Argon Filled
- Integral Prepunched Nailing Fin
- **Bulb Seal On Lower Glazing Bead**
- **Interior Sill Extension Tower**



	U Value	SHGC	CR Value	Visual Transmission
Dual Glazed No Grid	.30	.29	57	0.56
Dual Glazed Grids	.30	.29	57	0.50
Triple Glazed No Grid	.24	.23	63	0.43
Triple Glazed Grids	.24	.21	63	0.43

Test Size 44" x 66"
R35

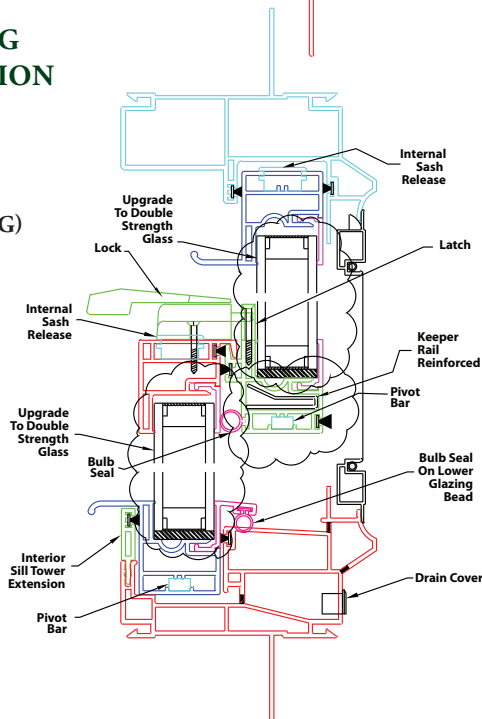
**MODEL 6200 ENERGY KING
CUSTOM NEW CONSTRUCTION
VINYL DOUBLE HUNG**

DSB DUAL GLAZED

(OPTIONAL SSB TRIPLE GLAZING)

FEATURES

- 3 ¼ Fully Welded Frame
- Fully Welded Sash
- Constant Force Balance
- Top & Bottom Sash Tilt For Easy Cleaning
- 7/8" Insulated Glass
- Half Screen
- Low E And Argon Filled
- Integral Prepunched Nailing Fin
- **Bulb Seal On Lower Glazing Bead**
- **Interior Sill Extension Tower**
- **Reinforced Keeper Rail**
- **Double Strength Dual Glazing**



	U Value	SHGC	CR Value	Visual Transmission
DSB Dual Glazed No Grid	.30	.29	57	0.55
DSB Dual Glazed Grids	.30	.26	57	0.49
SSB Triple Glazed No Grid	.24	.23	63	0.43
SSB Triple Glazed Grids	.24	.21	63	0.38

Test Size 44" x 66"
R40

NEW CONSTRUCTION DOUBLE HUNG WINDOWS WITH EXTERIOR BRICK MOULD FEATURED IN WHITE, BROWN, EVERGREEN AND SANDALWOOD

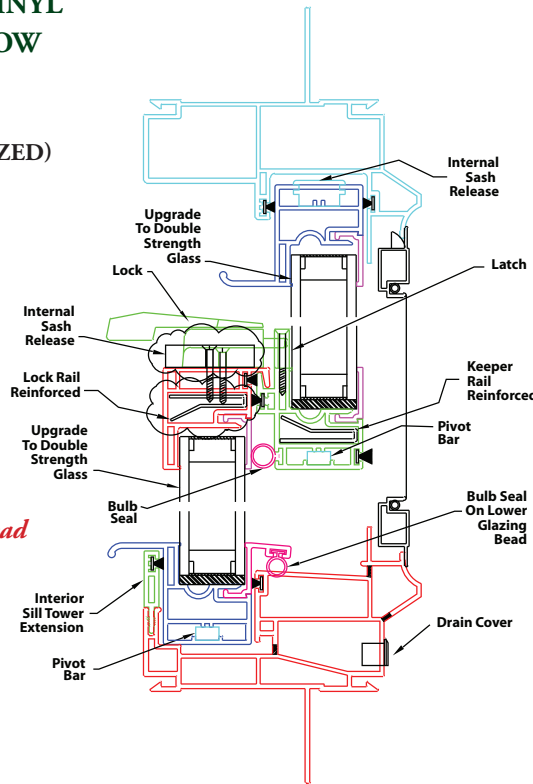


MODEL 6300 ENERGY KING ULTRA NEW CONSTRUCTION VINYL DOUBLE HUNG WINDOW

DSB DUAL GLAZED
(OPTIONAL SSB TRIPLE GLAZED)

FEATURES

- 3 1/4" Fully Welded Frame
- Fully Welded Sash
- Constant Force Balance
- Top & Bottom Sash Tilt For Easy Cleaning
- 7/8" Insulated Glass
- Half Screen
- Low E And Argon Filled
- Integral Prepunched Nailing Fin
- **Bulb Seal On Lower Glazing Bead**
- **Interior Sill Extension Tower**
- **Reinforced Keeper Rail**
- **Reinforced Lock Rails**
- **Double Strength Dual Glazing**
- **Reinforced Sash Rails**
- **Top Mounted Sash Releases**
- **Interior Quarter Stops**

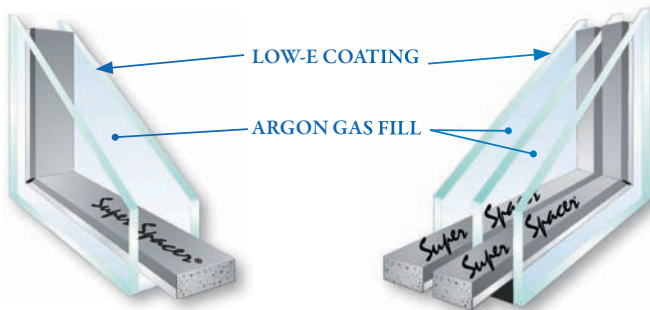


	U Value	SHGC	CR Value	Visual Transmission
DSB Dual Glazed No Grid	.30	.29	57	0.55
DSB Dual Glazed Grids	.30	.26	57	0.49
SSB Triple Glazed No Grid	.24	.23	63	0.43
SSB Triple Glazed Grids	.24	.21	63	0.38

Test Size 44" x 66"
R50

SHGC (Solar Heat Gain Coefficient)

CR Value (Condensation Resistance)



STANDARD DUAL GLAZED
WITH ONE PANE OF
LOW-E GLASS AND
ONE PANE OF CLEAR
GLASS WITH ARGON GAS

OPTIONAL SSB TRIPLE GLAZED
WITH TWO PANES OF LOW-E GLASS
AND ONE PANE OF CLEAR GLASS
WITH ARGON GAS
IN BOTH CHAMBERS

EXTERIOR COLOR CHOICES:



PRODUCT OPTIONS

TRIPLE GLAZING

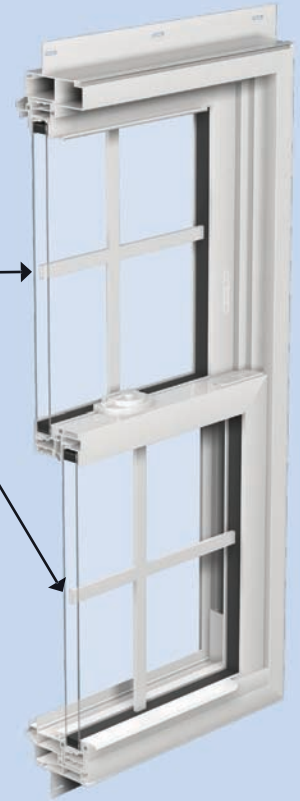
- Two panels of Low-E glass and one pane of clear glass with Argon Gas in both chambers.

SEALED WITH Super Spacer®


- warm edge technology to reduce condensation.



COLOR COORDINATED GRIDS are installed between the glass panes during manufacturing for easy cleaning.



J CHANNEL allows for easier and faster siding installation.



EXTERIOR BRICK MOULD Vinyl Brick mould on all four sides – eliminates the maintenance of wood.




VINYL EXTENSION JAMBS

The Interior Jamb Extensions are a perfect replacement for

wood – they can be specified for 2" x 4" or 2" x 6" construction – also available is a vinyl snap on 2 5/8" casing trim with corner rosettes.



BULB SEAL additional seal installed on the bottom sash.



Distributed By:

