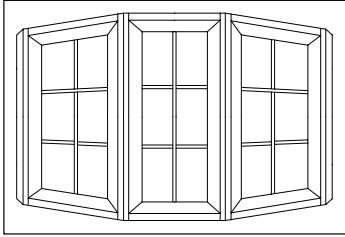
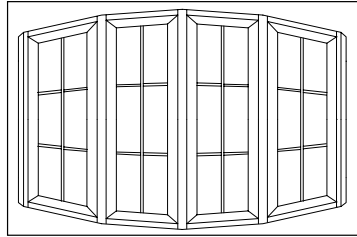


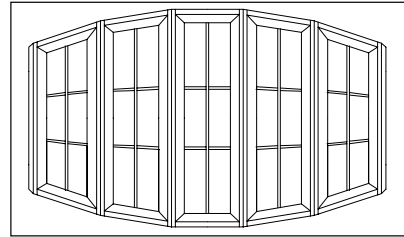
COLONIAL GRID PATTERNS FOR FIXED LIGHTS AND CASEMENT WINDOWS IN BOWS



**3 UNIT BOW WITH
6 COLONIAL GRIDS**



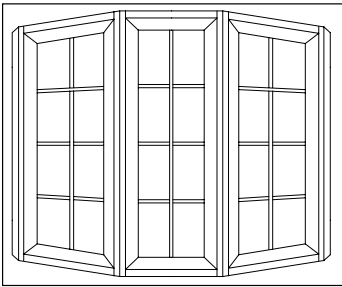
**4 UNIT BOW WITH
6 COLONIAL GRIDS**



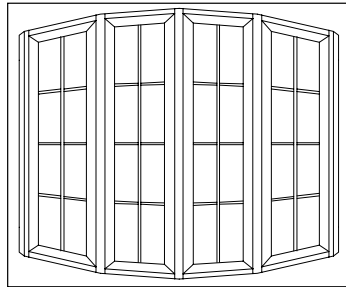
**5 UNIT BOW WITH
6 COLONIAL GRIDS**

**BOW WINDOW GRIDS WITH FIXED LITES OR CASEMENTS ARE DETERMINED BY
THE HEIGHT OF THE OVERALL BOW WINDOW UNIT.**

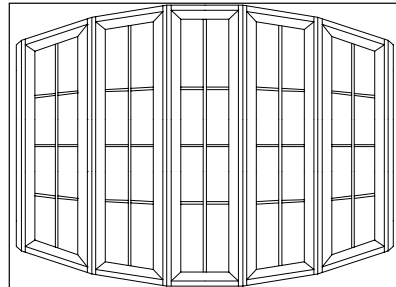
**6 COLONIAL GRID PATTERNS SHOWN ABOVE ARE INSERTED IN BOW WINDOWS
FROM 23 3/4" TO 41 3/4" IN HEIGHT**



**3 UNIT BOW WITH
8 COLONIAL GRIDS**



**4 UNIT BOW WITH
8 COLONIAL GRIDS**



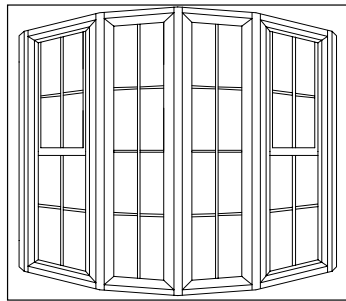
**5 UNIT BOW WITH
8 COLONIAL GRIDS**

**BOW WINDOW GRIDS WITH FIXED LITES OR CASEMENTS ARE DETERMINED BY
THE HEIGHT OF THE OVERALL BOW WINDOW UNIT.**


**8 COLONIAL GRID PATTERNS SHOWN ABOVE ARE INSERTED IN BOW WINDOWS
FROM 42 1/4" TO 71 3/4" IN HEIGHT**

COLONIAL GRID PATTERNS FOR DOUBLE HUNG WINDOWS IN BOWS

WHEN DOUBLE HUNGS
ARE ADDED TO THE BOW
THE GRID PATTERN IS
DETERMINED BY THE
HEIGHT OF THE DOUBLE
HUNG.
ANY FIXED LIGHTS WHICH
ARE INCORPORATED INTO
THE BAY WILL BE FORCED
TO A MATCHING PATTERN
TO MAKE THE HORIZONTALS
LINE UP ACROSS THE
WINDOWS.



BOW WINDOWS FROM 23 3/4" TO 67 3/4" IN HEIGHT



BOW WINDOWS FROM 68 1/4" TO 71 3/4" IN HEIGHT