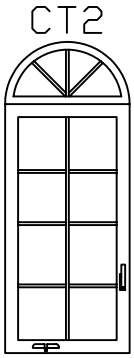



RECOMMENDED GRID PATTERNS FOR HALF ROUNDS


PATTERNS TO MATCH CASEMENT AND FIXED LITE WINDOWS




SMALL CASEMENT SHOWN WITH HALF ROUND WITH CT2 SPOKES. HALF ROUND SHOWN WIDTH = 24"(MIN) HEIGHT = 12"




LARGE CASEMENT SHOWN WITH HALF ROUND WITH CT2 SPOKES. HALF ROUND SHOWN WIDTH = 32" HEIGHT = 16"




SMALL TWIN CASEMENT SHOWN WITH HALF ROUND WITH CT2 SPOKES. RECOMMENDED OVER TWIN CASEMENTS RANGING IN WIDTH FROM 32" TO 47 3/4". HALF ROUND SHOWN WIDTH = 32" HEIGHT = 16"




SMALL TWIN CASEMENT SHOWN WITH HALF ROUND WITH CT1 SPOKE. RECOMMENDED OVER TWIN CASEMENTS WITH NO GRIDS. RECOMMENDED FOR WIDTHS FROM 32" TO 47 3/4". HALF ROUND SHOWN WIDTH = 32" HEIGHT = 16"




LARGE TWIN CASEMENT SHOWN WITH HALF ROUND WITH CT8 SPOKES. RECOMMENDED OVER TWIN CASEMENTS RANGING IN WIDTH FROM 48" TO 64". HALF ROUND SHOWN WIDTH = 64" HEIGHT = 32"




SMALL TWIN CASEMENT SHOWN WITH HALF ROUND WITH CT3 SUNBURST. RECOMMENDED OVER TWIN CASEMENTS RANGING IN WIDTH FROM 32" TO 47 3/4". HALF ROUND SHOWN WIDTH = 32" HEIGHT = 16"



SMALL TWIN CASEMENT SHOWN WITH HALF ROUND WITH CT4 SUNBURST. RECOMMENDED OVER TWIN CASEMENTS RANGING IN WIDTH FROM 32" TO 47 3/4". HALF ROUND SHOWN WIDTH = 32" HEIGHT = 16"



SMALL TWIN CASEMENT SHOWN WITH HALF ROUND WITH CT5 SUNBURST. RECOMMENDED OVER TWIN CASEMENTS RANGING IN WIDTH FROM 32" TO 47 3/4". HALF ROUND SHOWN WIDTH = 32" HEIGHT = 16"



LARGE TWIN CASEMENT SHOWN WITH HALF ROUND WITH CT11 SUNBURST. RECOMMENDED OVER TWIN CASEMENTS RANGING IN WIDTH FROM 48" TO 64". HALF ROUND SHOWN WIDTH = 64" HEIGHT = 32"